CUSTOMER COPY

RoHS compliant

REVISION DATA				
SYM	ECN	DESCRIPTION	DATE	APPROVED

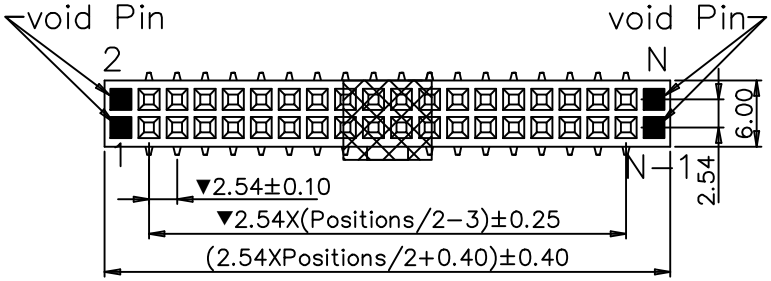

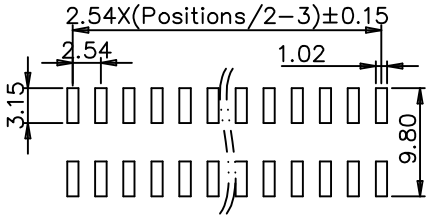

Recommended P.C.B Layout(±0.05)

Technical Data

Contact:	brass JIS C2680(CuZn35)
Contact plating:	see ordering information
Insulator:	black glass filled polyester UL94V-0
Current rating:	3Amps
Current volgate:	250V
Contact resistance:	20mΩ max.
Insulation resistance:	1000MΩ min. at 100V
Withstanding Voltage:	550V AC/minute
Lead size pin:	0.64mm SQ
Average insertion force:	300g/contact max.
Average withdrawal force:	60g/contact min.
Retention force:	0.8Kg/contact min.
Mechanical life cycle:	min.200
Operating temperature:	-55°C to+105°C
Soldering temperature:	260°C±5° 5S
Critical Dimensions:▼	

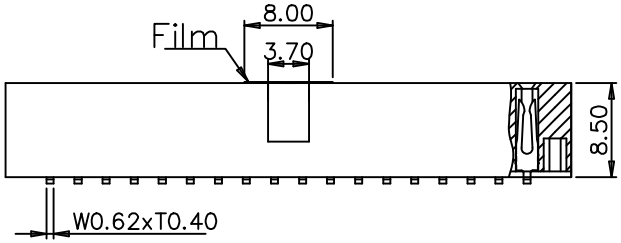

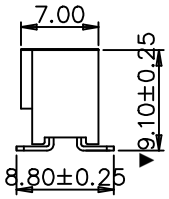

Ordering information

FHD2	85	0	-	Y	XX	X	X	I	35
	High Option 85=8.5mm				No. of Positions 04~80	Plating Option A G/F; B Au3μ"; C Au5μ"; D Au10μ"; H GF/Sn120μ"; S Sn120μ"; Z Special (Underline option is standard)	Insulator Material Option F BK-LCP; G BK-PA9T; S Special (Underline option is standard, include all insulators)		Serial No. 01~99

Packing	
1.General	
2.Tape&Reel	
3.Tube	√
4.Tray	
5.Other	

natconn ® 广东纳特康电子股份有限公司
GUANGDONG NATCONN ELECTRONIC CO.,LTD

TOLERANCE:	
ANGLE	±2°
X.XXX	±0.05
X.XX	±0.25
X.X	±0.35
X.	±0.50

PROJECTI0N		TITLE: Pitch2.54*H8.5 Female Header Dual Row SMT Type "Y" Style			
DATE	2021/06/01				
DRAWN	ZW	CUSTOMER: N/A	CUSTOMER P/N: N/A		REV: N/A
CHECKED		PART NO.:	DRAWING NO.: FHD2850YI35		REV: A
APPROVED		SIZE: A4	UNIT: mm	SCALE: 1:1	SHEET: 1/1