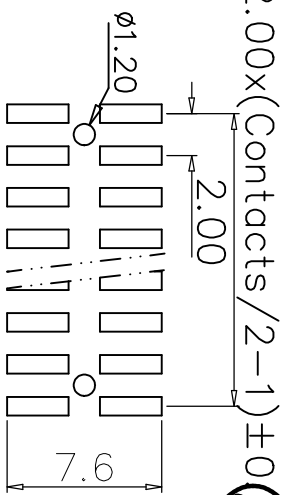
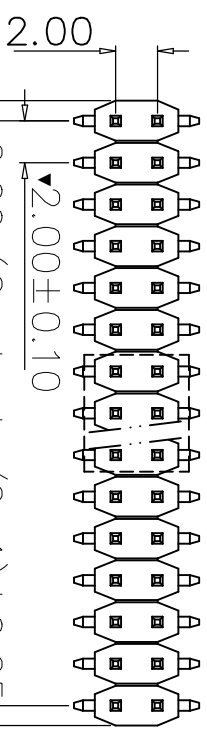


CUSTOMER COPY

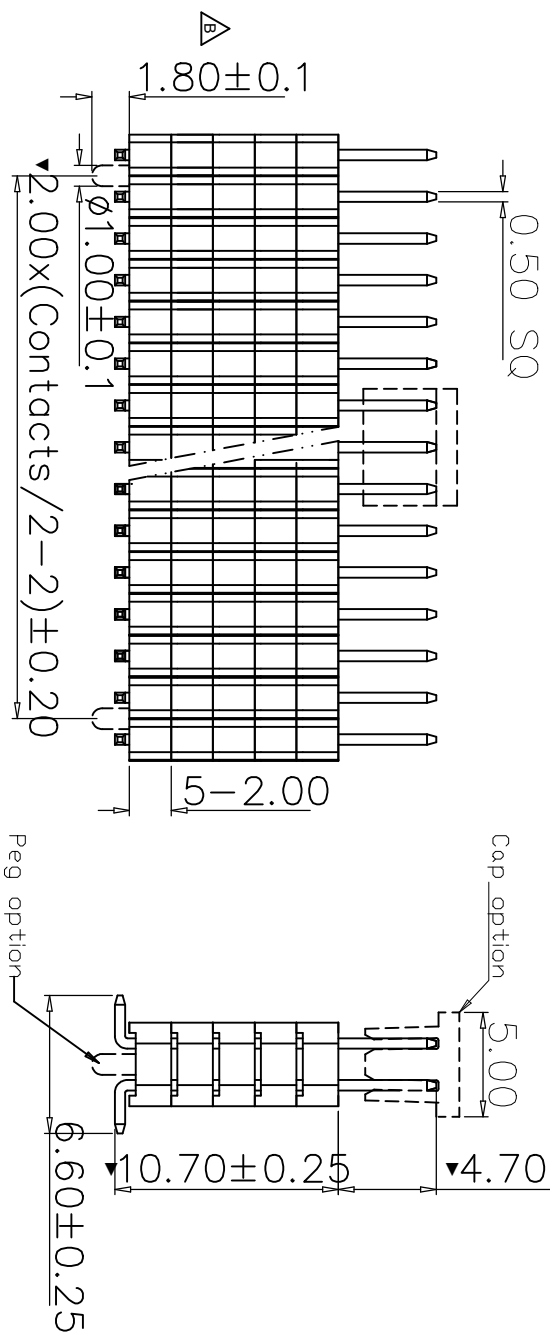
REVISION DATA

| SYM | ECN | DESCRIPTION | DATE       | APPROVED |
|-----|-----|-------------|------------|----------|
| △   |     | 修改柱子高度尺寸    | 2016/01/13 | 唐建平      |



**Recommended PCB Board Layout(±0.05)**

Technical Data  
 Contact: brass C2700(Cuzn35)  
 Contact plating: see ordering information  
 Insulator: black glass filled polyester  
 UL94V-0  
 Current rating: 1.5Amps  
 Contact resistance: 20mΩ max.  
 Insulation resistance: 1000MΩ min. at 100V  
 Withstanding Voltage: 450V AC/minute  
 Retention force: 0.6Kgf/contact per layer min.  
 Operating temperature: -55°C to +105°C  
 Soldering temperature: 260°C±5° 5S  
 Critical Dimensions: ▼



Ordering information

QFD2 20 5 - P XX X X X 01

High Option  
20: H=2.00mm

No. of Positions  
02-100  
06-100(only for B C&D type)

Plating Option  
A: GfE  
B: Au3u"  
C: Au10u"  
D: Gf/Sn120u"  
S: Sn120u"  
Z: Special (Underline option is standard)

Insulator Material Option  
C: BK-PA6T  
F: BK-LCP  
G: BK-PA6T  
S: Special (Underline option is standard)

Type Option  
A: Normal  
B: With peg  
C: With cap  
D: With peg & cap

Serial No.  
See table (Other sizes available contact natconn)

| Packing      | TOLERANCE:  |
|--------------|-------------|
| 1. General   | ANGLE ±2°   |
| 2. Tape&Reel | X.XXX ±0.05 |
| 3. Tube      | X.XX ±0.20  |
| 4. Tray      | X.X ±0.30   |
| 5. Other     | X. ±0.50    |

**natconn** 广东纳特康电子股份有限公司  
 GUANGDONG NATCONN ELECTRONIC CO.,LTD

| PROJECTION       | TITLE:  |
|------------------|---|
| DATE: 2013/01/01 | Pitch 2.00*H2.0 Pin Header Dual Row<br>SMT L=16 B=3.4mm |
| DRAWN: 邹丽婷       | CUSTOMER: N/A   |
| CHECKED: 于松      | PART NO.: QFD2205PX01                                   |
| APPROVED: 张丰志    | SIZE: A4 UNITS: mm SCALE: 3:1 SHEET: 1/1                |