CUSTOMER COPY

REVISION DATA				
SYM	ECN	DESCRIPTION	DATE	APPROVED

RoHS compliant

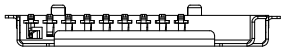

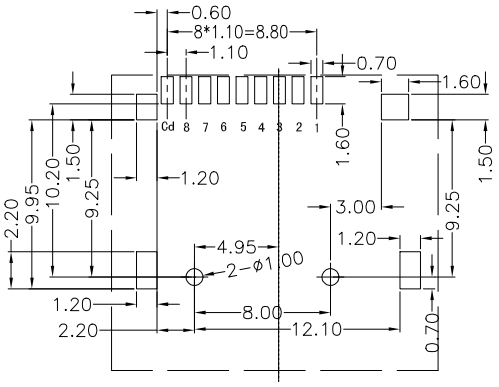

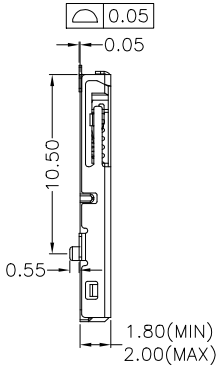

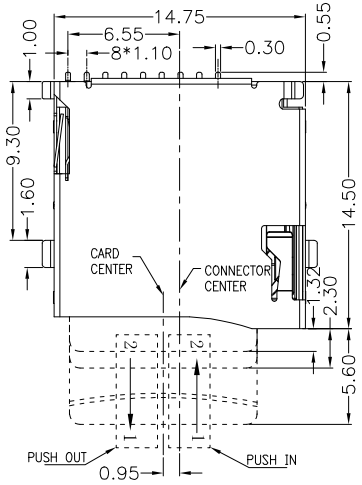

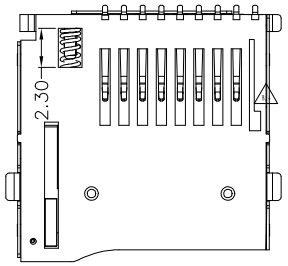

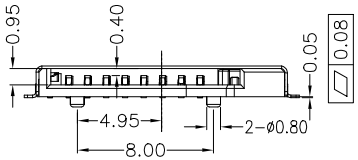

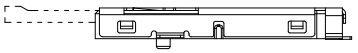

Technical Data

Material:
Contact Material: Copper ally(t=0.15mm)
Contact plating: AU3u"&TIN30u"
Insulator Material: high platics UL94V-0

Electrical:
Current rating: 25mAmps
Contact resistance: ≤50mΩ/contact
Insulation resistance: ≥100MΩ 300V DC
Withstanding Voltage: 350V AC

Mechanical:
Average insertion force: 0.7~1.2kgf
Average withdrawal force: 0.7~1.2kgf
Contact separation force: 0.2kgf min
Operating temperatures: -25℃ to+85℃

Pin No.	Pin NAME	Type	Description
P①	DAT2	I/0/PP	Date Line[Bit 2]
P②	CD/DAT3	I/0/PP	Card Detect Date Lin(Bit 3)
P③	CMD	PP	Command Response
P④	VDD	S	Supply voltage
P⑤	CLX	I	Clock
P⑥	Vss	S	Supply voltage ground
P⑦	DAT 0	I/0/PP	Date Line [Bit 0]
P⑧	DAT 1	I/0/PP	Date Line [Dit 1]

TF	F	X	XX	XX	X	01
	Gender F:Female M:Male	Connector type A:DIP straight B:90° bend C:SMT	No. of Positions 02 to 80	Pitch of contact 11:1.1mm	Insulator Material Option C BK-PA6T D BK-PA46 F BK-LCP S Special	Lead Style 01~99

natconn® 广东纳特康电子股份有限公司
GUANGDONG NATCONN ELECTRONIC CO.,LTD.

TOLERANCE:	PROJECTI0N		TITLE:			
ANGLE ±2°	DATE	2024/11/25	TF SOCKET SMT			
X.XXX ±0.01	DRAWN	莫健勇	CUSTOMER: N/A	CUSTOMER P/N: N/A		REV: N/A
X.XX ±0.25	CHECKED	郑双平	PART NO.:	DRAWING NO.: TFFC0911X01		REV: A
X.X ±0.35	APPROVED	冯显东	SIZE: A4	UNIT: mm	SCALE: 1:1	SHEET: 1/1
X. ±0.50						